

MAN TGX XLX Cab iAM Kit

Fitting Instructions



Locate and fit base to cab roof.

Place mastic around base before locating onto roof, aligning 4 screw fixings at front and 2 at rear, circled in pics.


Secure to roof using M8 x 20mm screws & M8 x 30 washers.





Locate and fit upright extension ear to rear of cab.
Align with cab and base as shown left.


Secure using quick screws into cab, and M8x35mm screws, M8x25 washers and M8 nyloc nuts into rear return of base, as shown below.






Fit spoiler to front hinges.

Secure with M8x30 washers and nyloc nuts supplied.





Adjust spoiler to required height.

Drill through rear return of spoiler and extension ear as shown right.

Place plastic spacer provided between spoiler and extension ear and secure using M8x50mm screws, M8x25 washers & M8 nyloc nuts.



* If required, fit 2 x spacers each side.



