



Side Skirts Fitting Instructions



Pin's Out, Frame Left On

Fit Frame Supplied


Using M6 x 25 Bolts, 2 Washers
& 2 Spring Washers



Use 2 M8 x 25, 4 M8 x 20
Washers & 2 Nylocks

Holes are pre drilled into skirts

Light to fit here




Remove light & refit into side skirts

This may need blob of mastic behind the light when fitted to glass skirt for extra hold



Remove step by taking out pins




Fit all steps using bolts supplied

4 x 20mm dome heads

4 x M8 x 20 washers & 4 M8 Spring washers


6



ML


N/S

Remove bolt fit bracket supplied reusing the bolt



Remove cable tie then fit stay bar to bracket as shown

8



Using M8 x 25 & 2 M8 x 20 washers
& 1 Nylock

Light to fit here




Holes pre drilled into skirts

10



O/S

Remove bolts then fit brackets supplied
reusing bolts




Fit rubber supplied as shown using bolts
supplied


12

M6 Rubber washer X3

O/S



13



O/S

Remove light and refit into side/skirt

14




O/S REAR

May need blob of mastic behind light when fitted to skirt for extra hold

15

HIDE

O/S



16



O/S